

Local Market Update – June 2025

A RESEARCH TOOL PROVIDED BY THE GREATER CAPITAL ASSOCIATION OF REALTORS®



Town of Malta

+ 15.8%

Change in
New Listings

+ 6.3%

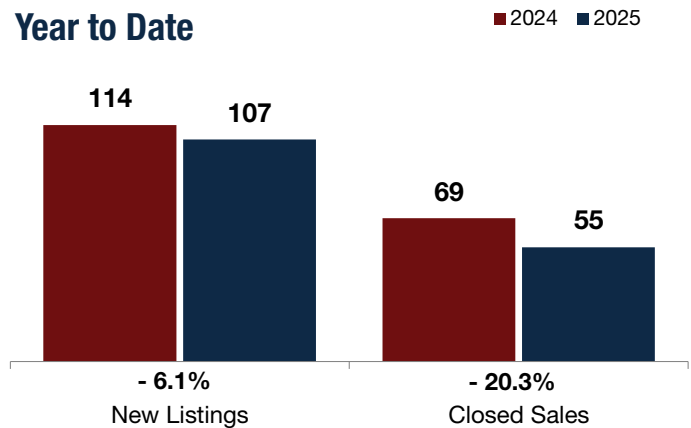
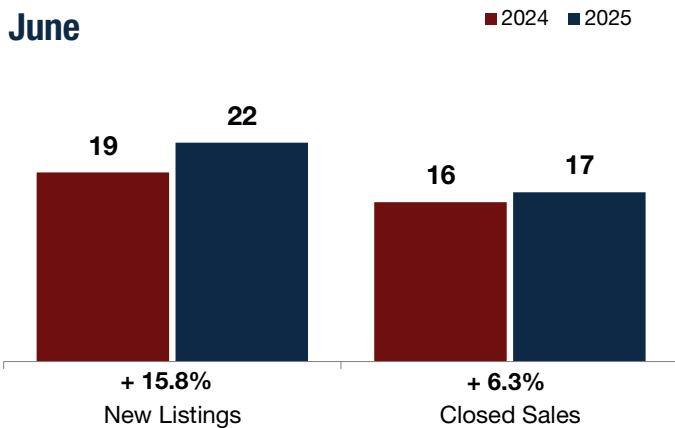
Change in
Closed Sales

+ 25.0%

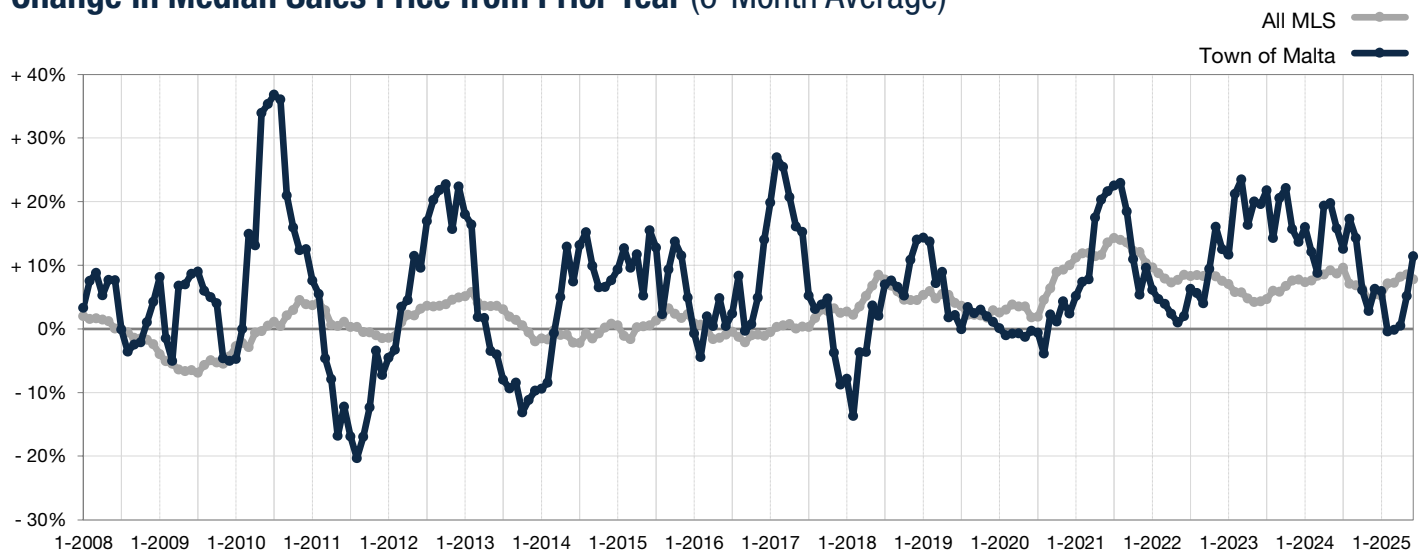
Change in
Median Sales Price

	June			Year to Date		
	2024	2025	+ / -	2024	2025	+ / -
New Listings	19	22	+ 15.8%	114	107	- 6.1%
Closed Sales	16	17	+ 6.3%	69	55	- 20.3%
Median Sales Price*	\$420,000	\$525,075	+ 25.0%	\$433,500	\$455,000	+ 5.0%
Percent of Original List Price Received*	105.0%	103.4%	- 1.5%	103.6%	102.8%	- 0.8%
Days on Market Until Sale	17	27	+ 59.0%	19	22	+ 13.1%
Inventory of Homes for Sale	34	36	+ 5.9%	--	--	--
Months Supply of Inventory	2.7	2.8	+ 3.1%	--	--	--

* Does not account for seller concessions. | Activity for one month can sometimes look extreme due to small sample size.



Change in Median Sales Price from Prior Year (6-Month Average)**



** Each dot represents the change in median sales price from the prior year using a 6-month weighted average. This means that each of the 6 months used in a dot are proportioned according to their share of sales during that period.