

Local Market Update – December 2025

A RESEARCH TOOL PROVIDED BY THE GREATER CAPITAL ASSOCIATION OF REALTORS®



Town of Malta

0.0%

Change in
New Listings

+ 183.3%

Change in
Closed Sales

+ 0.1%

Change in
Median Sales Price

December

Year to Date

	2024	2025	+ / -	2024	2025	+ / -
New Listings	5	5	0.0%	215	222	+ 3.3%
Closed Sales	6	17	+ 183.3%	148	161	+ 8.8%
Median Sales Price*	\$474,500	\$475,000	+ 0.1%	\$442,000	\$482,500	+ 9.2%
Percent of Original List Price Received*	97.1%	98.6%	+ 1.5%	103.3%	102.8%	- 0.5%
Days on Market Until Sale	16	18	+ 10.6%	19	19	+ 2.6%
Inventory of Homes for Sale	26	18	- 30.8%	--	--	--
Months Supply of Inventory	2.0	1.2	- 40.1%	--	--	--

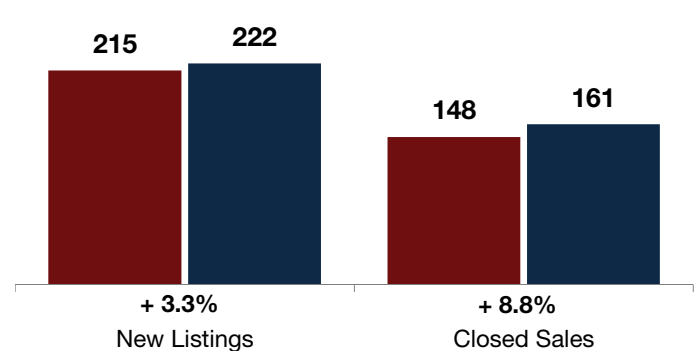
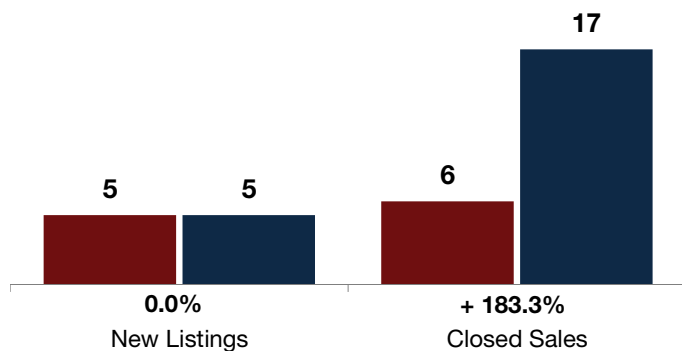
* Does not account for seller concessions. | Activity for one month can sometimes look extreme due to small sample size.

December

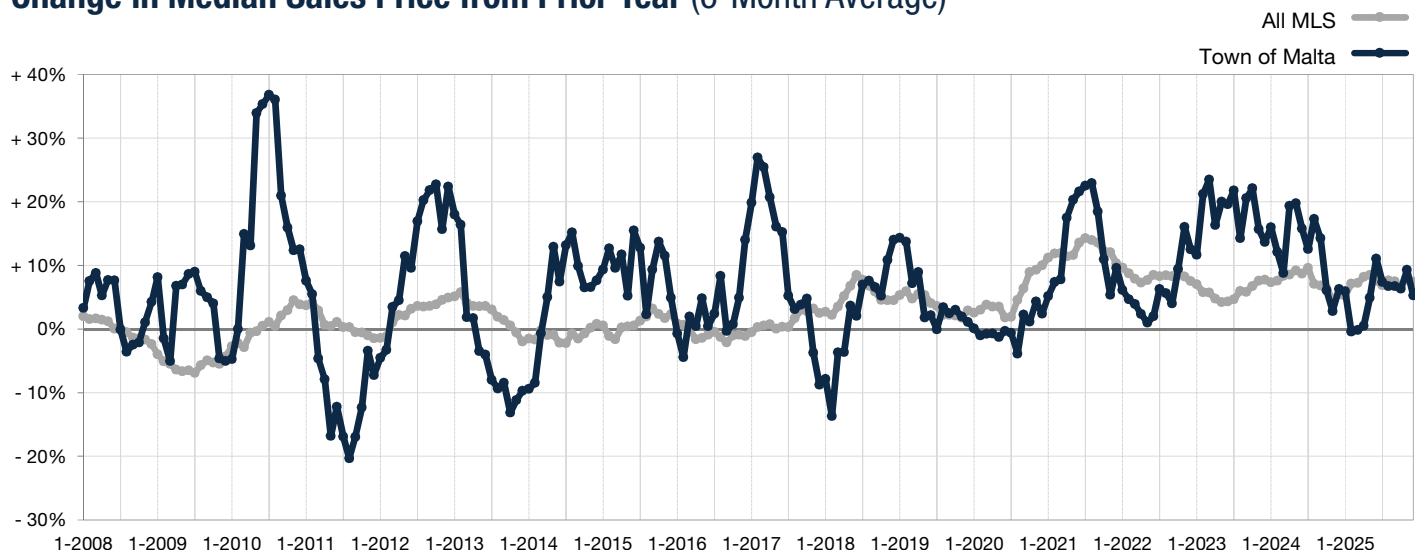
■ 2024 ■ 2025

Year to Date

■ 2024 ■ 2025



Change in Median Sales Price from Prior Year (6-Month Average)**



** Each dot represents the change in median sales price from the prior year using a 6-month weighted average. This means that each of the 6 months used in a dot are proportioned according to their share of sales during that period.